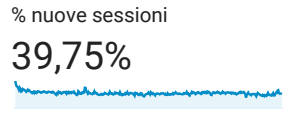
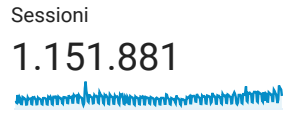
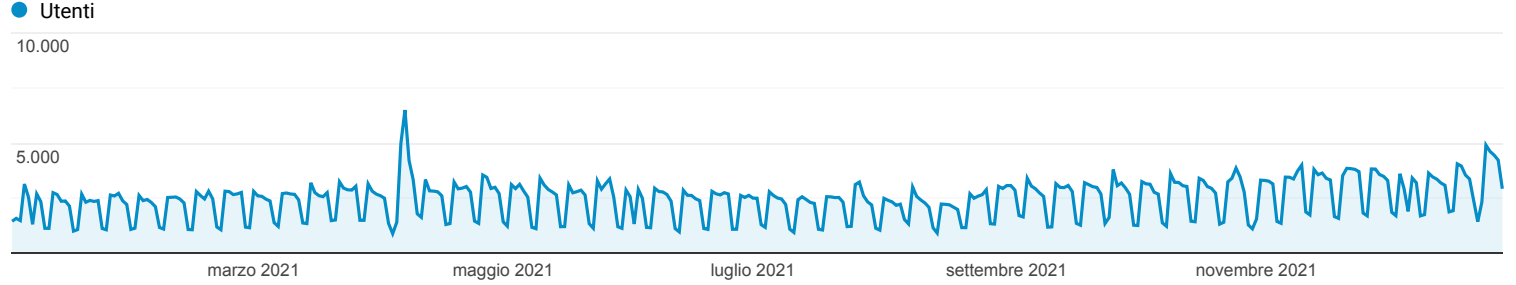


Panoramica del pubblico

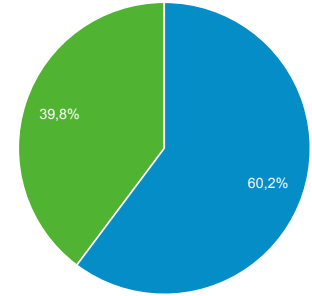
Tutti gli utenti
 100,00% Sessioni

1 gen 2021 - 31 dic 2021

Panoramica



■ Returning Visitor ■ New Visitor



Paese	Sessioni	% Sessioni
1. Italy	1.138.012	98,80%
2. United States	2.038	0,18%
3. Germany	1.780	0,15%
4. United Kingdom	1.218	0,11%
5. Netherlands	1.082	0,09%
6. Spain	1.072	0,09%
7. Switzerland	925	0,08%
8. France	726	0,06%
9. China	595	0,05%
10. Finland	399	0,03%

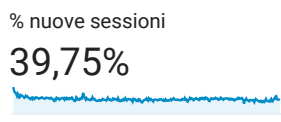
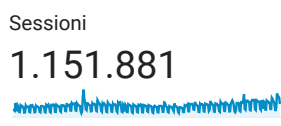
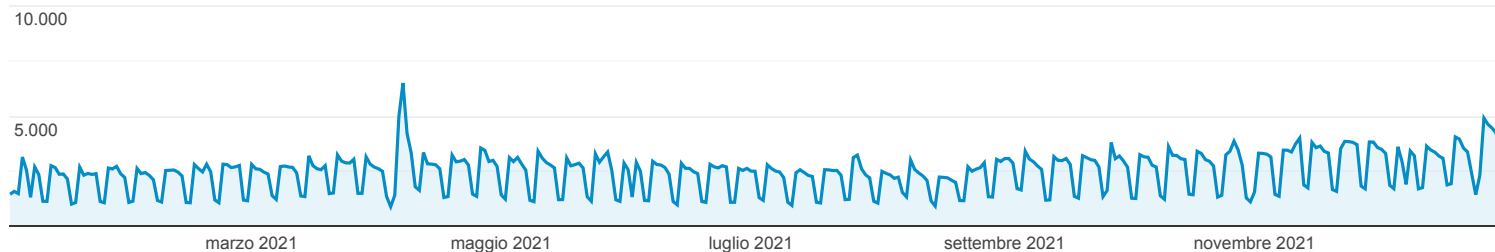
Panoramica del pubblico

Tutti gli utenti
 100,00% Sessioni

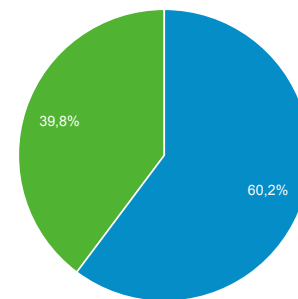
1 gen 2021 - 31 dic 2021

Panoramica

Utenti




Returning Visitor New Visitor



Browser	Sessioni	% Sessioni
1. Chrome	724.271	62,88%
2. Safari	226.933	19,70%
3. Internet Explorer	60.572	5,26%
4. Samsung Internet	59.344	5,15%
5. Edge	37.060	3,22%
6. Firefox	35.917	3,12%
7. Android Webview	3.686	0,32%
8. Opera	1.933	0,17%
9. Safari (in-app)	1.002	0,09%
10. UC Browser	516	0,04%



Panoramica dei dati demografici

 **Tutti gli utenti**
100,00% Sessioni

1 gen 2021 - 31 dic 2021

Metrica principale:

